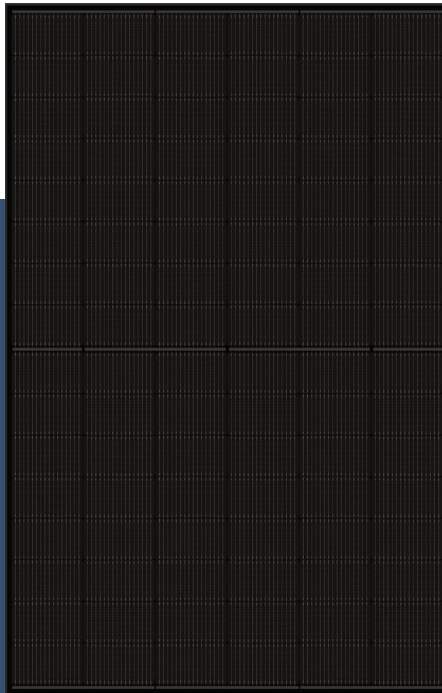


Bifacial Double Glass Module (Black Pro)

DAS-DH96NE

430W~455W



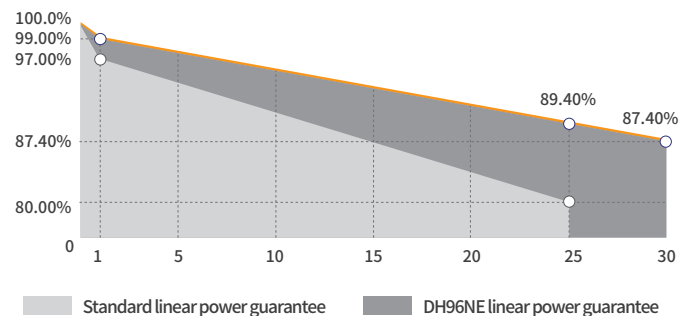
Key Features

- High Efficiency**
 Leading module efficiency in industry, up to 22.8%
- Excellent Appearance and Performance**
 Bifacial solar cell, symmetrical design, low risk of micro-crack
- High Reliability**
 Passed 3*IEC standard test, 25 years materials warranty, 30 years power warranty
- Excellent Rear Side Power Generation**
 Bifaciality is up to 80%, up to 30% more energy yield than conventional modules
- Better low irradiance performance**
 Higher power output even under low irradiance environments like on cloudy or foggy days
- Extensive Application Scenes**
 More extensive application scenes, such as BIPV, snow field, vertical installation, high humidity, strong wind and desert region

Maximum Power Output	Maximum Module Efficiency	Power Output Tolerance
455W	22.8%	0~+5W

Product and Quality Certifications

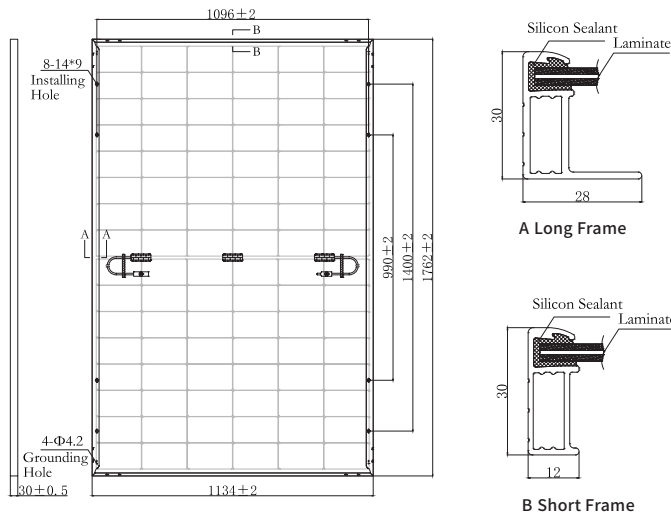
- IEC 61215, IEC 61730
- ISO 9001: Quality Management System
- ISO 14001: Environment Management System
- ISO 45001: Occupational Health and Safety Management System
- IEC 62716, IEC 61701: Ammonia, Salt mist corrosion test
- IEC TS 62804-1, IEC 60068-2-68: PID test, Dust and Sand test



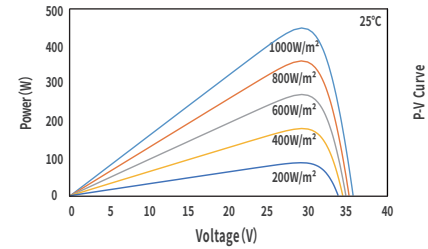
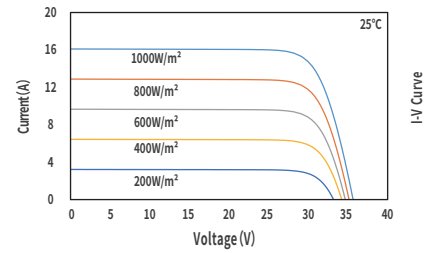
Leading product and power warranty

-1.00% 1st-year Degradation **-0.40%** Annual Degradation **25** Materials and workmanship warranty **30** Linear power warranty

Engineering Drawing (mm)



Characteristic Curves(440W)



Electrical Parameters (STC *)

Nominal Max. Power(Pmax/W)	430	435	440	445	450	455
Open Circuit Voltage(Voc/V)	34.54	34.72	34.92	35.11	35.30	35.50
Short Circuit Current(Isc/A)	15.78	15.86	15.94	16.01	16.08	16.16
Operating Voltage(Vmp/V)	29.30	29.48	29.65	29.83	30.02	30.22
Operating Current(Imp/A)	14.68	14.76	14.84	14.92	14.99	15.06
Efficiency(%)	21.5	21.8	22.0	22.3	22.5	22.8

STC *: Irradiance = 1000 W/m², Cell Temperature = 25°C, AM = 1.5
Test condition is based on the front side

Mechanical Parameters

Cell Type	N Type
Module Size	1762×1134×30mm
Glass Thickness	1.6mm + 1.6mm
Module Weight	21.0Kg
Output Cable	4mm ² , cable length 1200mm (can be customized)
Connector	Original MC4 Series
Junction Box	IP68, 3 bypass diodes
Frame	Anodized aluminium alloy (Black)

Electrical Parameters (NMOT *)

Nominal Max. Power(Pmax/W)	328	331	335	339	343	347
Open Circuit Voltage(Voc/V)	33.07	33.24	33.44	33.62	33.80	33.99
Short Circuit Current(Isc/A)	12.72	12.79	12.85	12.91	12.96	13.03
Operating Voltage(Vmp/V)	27.69	27.86	28.02	28.19	28.37	28.56
Operating Current(Imp/A)	11.83	11.90	11.96	12.03	12.08	12.14

NMOT *: Irradiance = 800 W/m², Ambient Temperature = 20°C, AM = 1.5,
Wind Speed = 1 m/s
Test condition is based on the front side

Temperature Coefficients

Short Circuit Current(Isc)	+0.045%/°C
Open Circuit Voltage(Voc)	-0.250%/°C
Nominal Max. Power(Pmax)	-0.280%/°C
NMOT	42±2°C

Backside Power Gain (For 440W)

Power Gain	10%	15%	20%	25%	30%
Nominal Max. Power(Pmax/W)	484.0	506.0	528.0	550.0	572.0
Open Circuit Voltage(Voc/V)	34.92	34.92	35.02	35.02	35.02
Short Circuit Current(Isc/A)	17.53	18.33	19.13	19.93	20.72
Operating Voltage(Vmp/V)	29.65	29.65	29.75	29.75	29.75
Operating Current(Imp/A)	16.32	17.07	17.75	18.49	19.23

Operating Parameters

Max. System Voltage	DC1500V
Power Tolerance	0 ~ +5 W
Operating Temperature	-40°C ~ +85°C
Max. Fuse Rated Current	30A
Static Load	Front 5400Pa, Back 2400Pa
Packing Data	36 pcs/Pallet; 216(20GP); 936(40HQ)